

aium[®]

2019

A YEAR IN REVIEW

QUICK LOOK

Network.....	5	Resources	14
Communications.....	7	Accreditation	15
Learning.....	10	Endowment for Education and Research (EER)	17
Research	13	Award Winners	18

MAKE IT BETTER



For more than 65 years, the American Institute of Ultrasound in Medicine (AIUM) has been focused on advancing the safe and effective use of ultrasound in medicine. To align its work, the AIUM has identified 5 core values:

1. Quality of Practice
2. Collaboration
3. Education
4. Research
5. Leadership

Behind these core values lies the AIUM's key purpose: **Make it better.**

In 2019, this key purpose was demonstrated through the AIUM's comprehensive scope of work that included the development of new resources, the hosting of educational events, the sharing of information, the networking of its customers, the quality of its research, and its investment in the leaders of today and tomorrow.

NETWORK

AIUM provides you with a personal network that spans the globe. Through AIUM Connect, you can tap into this network to seek advice and information to improve your skill and knowledge.



As of 11/30/2019

COMMUNITIES OF PRACTICE

The AIUM is the only professional association focused on improving the skills and knowledge of ultrasound users from all specialties. Its 20 Communities of Practice allow you the opportunity to learn across disciplines.



Basic Science and Instrumentation



Cardiovascular Ultrasound



Contrast-Enhanced Ultrasound



Dermatology



Elastography



Fetal Echocardiography



General and Abdominal Ultrasound



Gynecologic Ultrasound



High Frequency Clinical and Preclinical Imaging



Interventional-Intraoperative Ultrasound



Musculoskeletal Ultrasound



Neurosonology



Obstetric Ultrasound



Pediatric Ultrasound



Point-of-Care Ultrasound



Sonography



Therapeutic Ultrasound



Ultrasound in Global Health



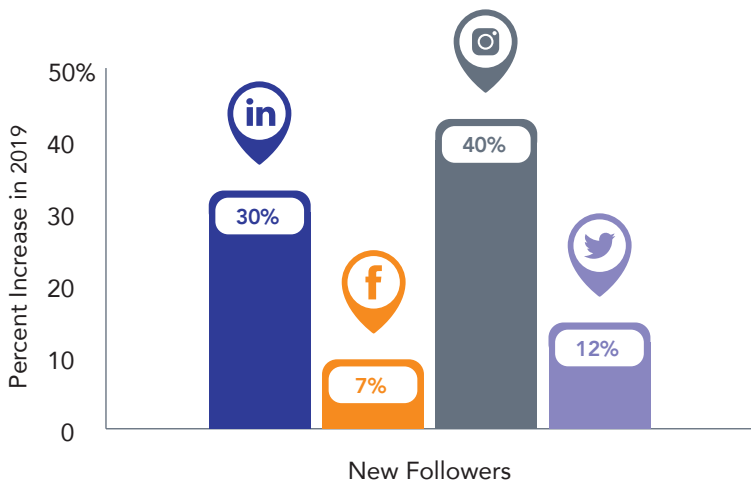
Ultrasound in Medical Education



Urology

COMMUNICATIONS

The AIUM's increasing social media presence is driven by the quality of content, information, tools, and resources that are shared with its followers. AIUM members are following and engaging with our content more than ever.



As of 11/30/2019

2019 ANNUAL MEETING ON TWITTER

One example of the AIUM's impact is illustrated by the activity during its Annual Meeting.



As of 6/01/2019

THE AIUM'S OFFICIAL BLOG—THE SCAN

The Scan provides an opportunity for members to share their expertise, insights, and ideas on a variety of medical ultrasound topics.



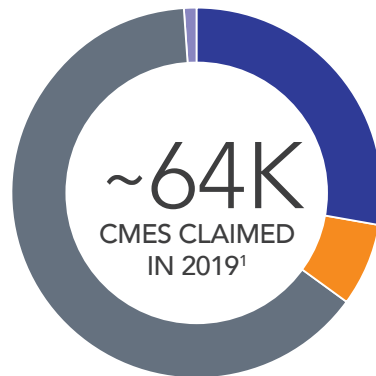
*As of 12/1/2019

**As of 11/26/2019

LEARNING

A key component to the AIUM's mission is providing the education its members need in order to improve. The AIUM ranks among the elite in terms of how many learning opportunities it offers as well as in the number of learning activities in which its members engage.

The AIUM ranks in the **top 5%** of ACCME-accredited providers¹



- EVENTS
- WEBINARS
- ARTICLES
- VIDEOS

¹As of 11/30/2019

WEBINARS

The AIUM hosted 26 webinars in 2019. Our most popular were:



Fetal Arrhythmias: Approach to Diagnosis and Management



Ultrasound for Sports Hernia



Advanced Fetal Heart Evaluation: How to Perform Cardiac Biometry and Doppler Waveform Quantification



How and Why You Should Be Doing Sonohysterograms and Hysterosalpingo-Contrast Sonography With Saline and Air in Your Office



Advanced Imaging Techniques of the Palate, Face and Cranium

Note: The AIUM's complete webinar library is located at [aium.org](https://www.aium.org).

INTERACTIVE LEARNING

Hands-on training is vitally important to users of medical ultrasound. In 2019, the AIUM increased the number of hands-on learning opportunities it offered.



SONOBOWL & SONOSLAM

The AIUM hosted several events in 2019 aimed at improving the skills and knowledge of both medical and sonography students.



HANDS-ON COURSES

In 2019, the AIUM increased the number of hands-on training courses and opportunities it offered.



GET READY FOR 2020!

A new state-of-the-art training center and an improved online learning portal are slated for early 2020. This means more training and learning opportunities.

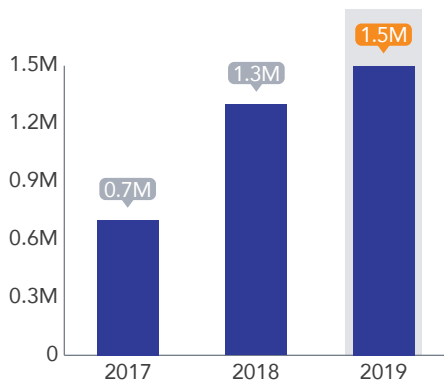
RESEARCH



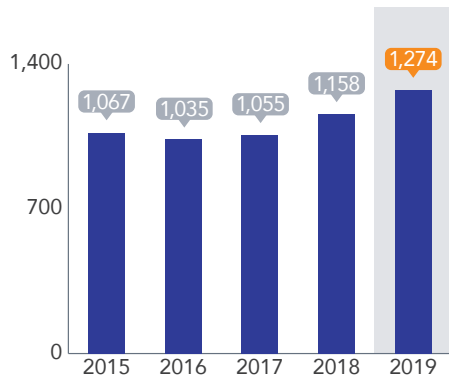
Medical ultrasound is changing and evolving and the AIUM is a leader in providing you cutting-edge research and insight to help improve your skill and knowledge.



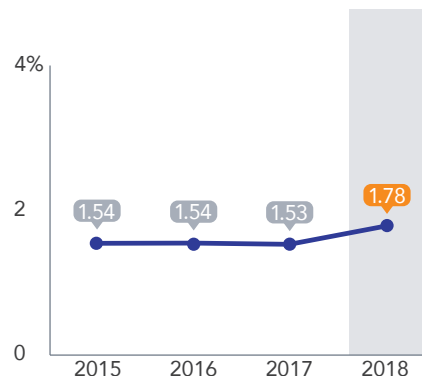
DIGITAL DOWNLOADS¹



ARTICLE SUBMISSIONS¹



IMPACT FACTOR²



¹As of 11/30/2019

²As of 12/31/2018

RESOURCES

The AIUM is on the leading edge of resource development. By working with physicians, sonographers, researchers, scientists, and others, the the AIUM creates resources designed to codify and share best practices. In 2019, the AIUM released more than 2 dozen high-quality publications.



Practice Parameters



Training Guidelines



Official Statements



Curriculum Documents



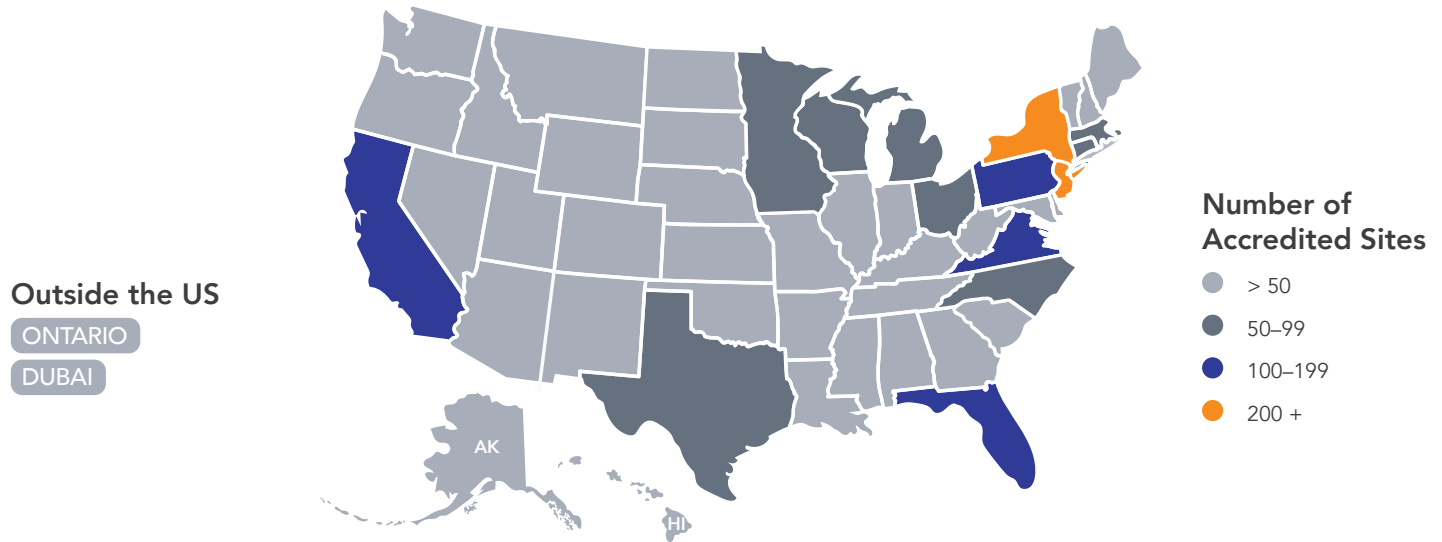
How to Interpret the Ultrasound Output Display Standard for Diagnostic Ultrasound Devices



AIUM Recommended Ultrasound Terminology Fourth Edition

ACCREDITATION

Practices that are accredited through the AIUM illustrate their commitment to meeting nationally recognized standards in the performance and interpretation of diagnostic ultrasound examinations.



As of 11/30/2019

PR



PERFECT APPLICATIONS IN 2019

- Women's Health Specialists of Carlisle/UPMC Bladder and Pelvic Health
- Princeton OB/GYN
- Pen Bay Women's Health



FIRST INTERNATIONAL ACCREDITED PRACTICE

American Hospital Dubai
*(accredited in 2 specialties: Abdomen/General;
Breast: Diagnostic and Interventional)*



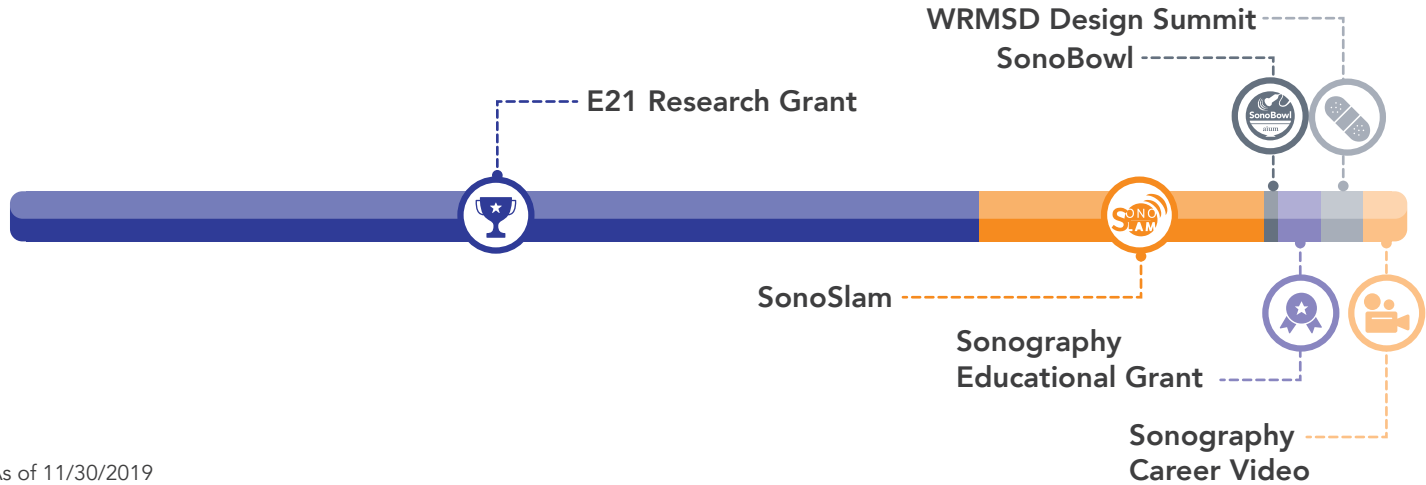
NEW ACCREDITATION PATHWAY

Female Pelvic Floor
(Urogynecology)



The AIUM's philanthropic arm, the Endowment for Education and Research (EER), funds research projects and educational endeavors to promote the development of new technologies and applications in medical ultrasound and to encourage excellence in ultrasound education. In 2019, nearly 200 AIUM members made additional donations to support EER activities.

PROJECTS FUNDED IN 2019 INCLUDE:



As of 11/30/2019

AWARD WINNERS

The AIUM is proud of the work its members do to support and advance medical ultrasound. In 2019, we recognized the following individuals for their commitment and contributions.

WILLIAM J. FRY MEMORIAL LECTURE AWARD



Jim Zagzebski, PhD, FAIUM

JOSEPH H. HOLMES CLINICAL PIONEER AWARD



Steven Goldstein, MD, FAIUM

JOSEPH H. HOLMES BASIC SCIENCE PIONEER AWARD



Keith A. Wear, PhD, FAIUM

**DISTINGUISHED
SONOGRAPHER AWARD**



Kevin D. Evans, PhD, RT, (R)(M)(BD),
RDMS, RVS, FAIUM

**PETER H. ARGER, MD
EXCELLENCE IN MEDICAL
STUDENT EDUCATION AWARD**




Michael Blaivas, MD, MBA,
FAIUM, FACEP

**HONORARY
FELLOW AWARD**



- Tammy Stearns, MS, RT(R), RDMS, RVT, FSDMS
- Liat Gindes, MD





THANK
YOU

For an amazing year!

The logo for the American Institute of Ultrasound in Medicine (AIUM). It features the word "aium" in a large, blue, serif font. Above the letter "i" is a small blue circle containing the word "The" in white. To the right of "aium" is a registered trademark symbol (®). Above the "aium" text is the phrase "The association for medical ultrasound" in a smaller, blue, sans-serif font. Below the "aium" text is the full name "AMERICAN INSTITUTE OF ULTRASOUND IN MEDICINE" in a small, blue, all-caps, sans-serif font. The background is a gradient from orange to white to blue, with decorative white dashed and solid circular lines and dots.

AMERICAN INSTITUTE OF ULTRASOUND IN MEDICINE